



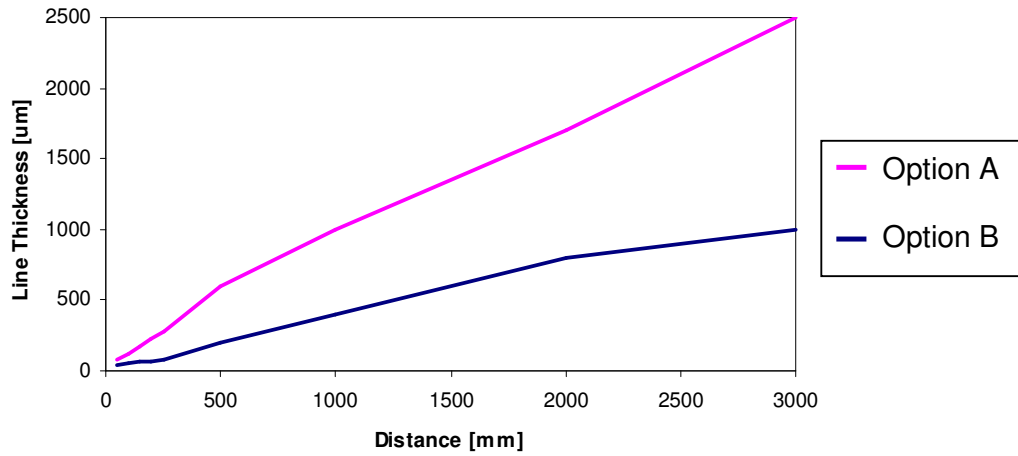
Laser Diode Module RHAML-XXXX-YY-Z-E

Wavelength @ 25°C	405nm ... 1060nm
Power output @ 25°C	<100mW
Power stability	< 5 %
Light mode	CW
Beam divergence	>0.1mrad
Beam shape	non-Gaussian line, full angle 10° ... 90°
Focus	Adjustable
Boresight alignment	<1mrad
Operating voltage	5±0.5V DC (12 and 24V optional)
Operating current max	< 200mA
Reverse polarity protection	+
ESD protection	2 kV
Housing electrical potential	Positive potential
Operating temperature band	-10 to +50°C
Dimensions	Laser head Ø20mm x length 45mm Adapter Ø20mm x length 45mm
Electrical connection	Power supply – PCS Analog generator - BNC
Cables	LH – Adapter – 80mm Adapter – power supply – 300mm Adapter – Analog generator – 300mm
Optics	HQ optical glass, AR-coated both sides
Housing	Black anodized aluminum

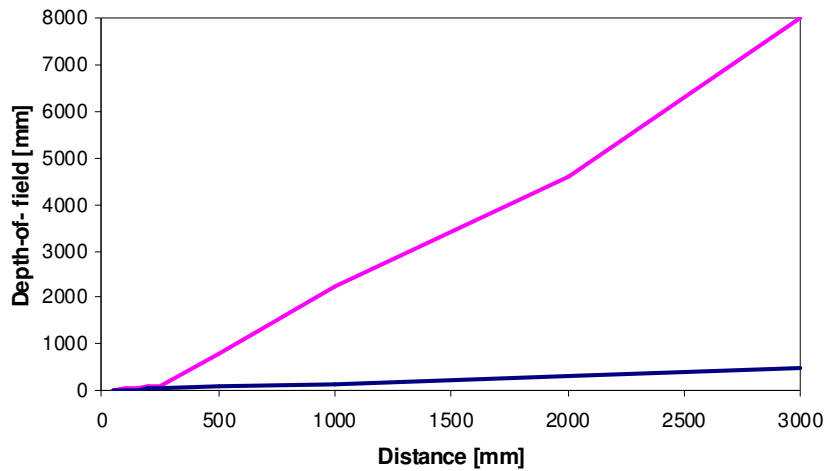
- Wavelength – XXXX
- Power output – YY
- Option – Z; A: long depth-of-field; B: smallest line thickness
- Option – E for driver in separate housing
- Potentiometer for power adjustment
- TTL modulation to 100 kHz is an option.

Typical Performance Data

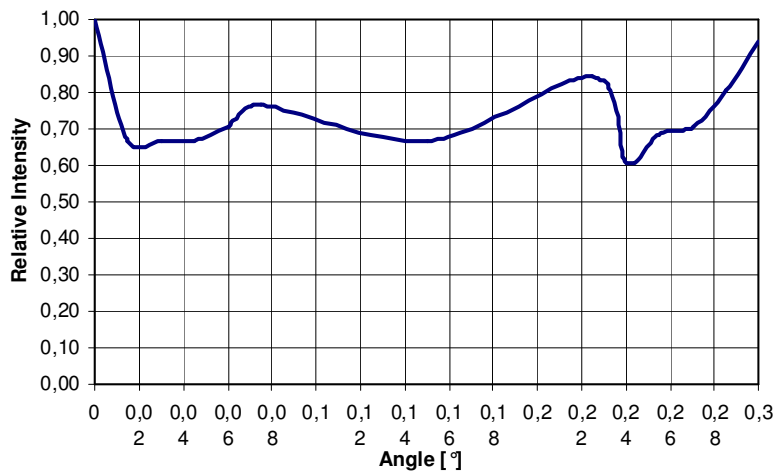
Line Thickness



Depth-of-field



Power Distribution non-Gaussian Line
(Typical Profile)



Housing Drawing

